

M1.(a) Wear plastic gloves:

Essential – to prevent contamination from the hands to the plate

1

Add developing solvent to a depth of not more than 1 cm³:

Essential – if the solvent is too deep it will dissolve the mixture from the plate

1

Allow the solvent to rise up the plate to the top:

Not essential – the R_f value can be calculated if the solvent front does not reach the top of the plate

1

Allow the plate to dry in a fume cupboard:

Essential – the solvent is toxic

Allow hazardous

1

(b) Spray with developing agent or use UV

1

Measure distances from initial pencil line to the spots (x)

1

Measure distance from initial pencil line to solvent front line (y)

1

R_f value = x / y

1

(c) Amino acids have different polarities

1

Therefore, have different retention on the stationary phase or different solubility in the developing solvent

1

[10]

M2.(a) If 2 stage test for one compound, award no marks for that compound, eg no mark for ROH or RX to alkene then Br₂ test. If reagent is wrong or missing, no mark for that test; if wrong but close/incomplete, lose reagent mark but can award for correct observation. In each test, penalise each example of wrong chemistry, eg AgClr₂

propan-1-ol

acidifiedpotassiumdichromate

sodium

Named acid + conc H₂SO₄

named acyl chloride

PCl₅

M1

1

(orange) turns green

effervescence

Sweet smell

Sweet smell /misty fumes

Misty fumes

M2

1

propanal

add Tollens or Fehlings / Benedicts

acidifiedpotassiumdichromate

Bradys or 2,4-dnph

if dichromate used for alcohol cannot be used for aldehyde

M3

1

Tollens: silver mirror or Fehlings/ Benedicts: red ppt

(orange) turns green

Yellow or orange ppt

M4

1

propanoic acid

Named carbonate/ hydrogencarbonate

water and UI (paper)

Named alcohol + conc H_2SO_4

sodium or magnesium

PCl_5

if sodium used for alcohol cannot be used for acid

M5

1

effervescence

orange/red

Sweet smell

effervescence

Misty fumes

if PCl_5 used for alcohol cannot be used for acid

M6

1

1-chloro propane

NaOH then acidified AgNO₃

AgNO₃

If acidification missed after NaOH, no mark here but allow mark for observation

M7

1

white ppt

white ppt

M8

1

(b) oxidation (of alcohol by oxygen in air)

M1

1

absorption at 1680 -1750 (due to C=O)

Must refer to the spectrum

M2

1

comparison of polarity of molecules or correct imf statement: propanone is less polar
OR propan-2-ol is more polar OR propanone has dipole-dipole forces OR propan-2-ol
has hydrogen bonding

M3

1

about attraction to stationary phase or solubility in moving phase Propan-2-ol has
greater affinity for stationary phase or vice versa OR propanone is more soluble in
solvent/moving phase or vice versa

M4

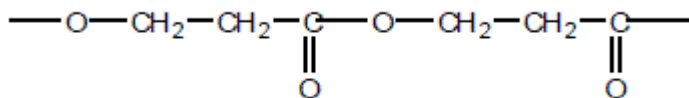
1

[12]

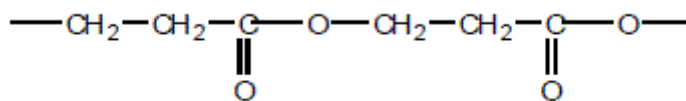
- M3. (a) 3-hydroxypropanoic acid
allow 3-hydroxypropionic acid
must be correct spelling

1

- (b) (i) must show trailing bonds



or can start at any point in the sequence, e.g.



not allow dimer

allow $\text{---O---CH}_2\text{CH}_2\text{COOCH}_2\text{CH}_2\text{CO---}$

or $\text{---CH}_2\text{CH}_2\text{COOCH}_2\text{CH}_2\text{COO---}$

ignore () or n

NB answer has a total of 6 carbons and 4 oxygens

1

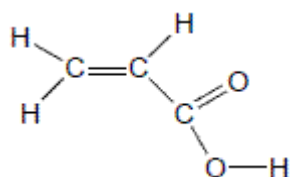
- (ii) condensation (polymerisation)
Allow close spelling

1

- (c) (i) C=C or carbon-carbon double bond

1

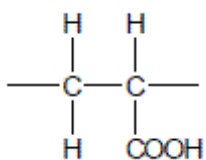
- (ii)



*must show **ALL** bonds including O-H*

1

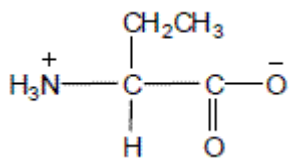
- (iii) must show trailing bonds



allow polyalkene conseq on their c(ii)
ignore n

1

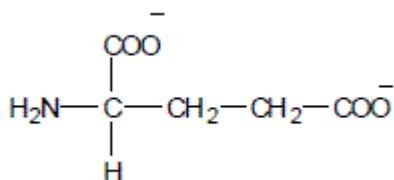
(d)



allow NH_3^+ —
allow COO^-

1

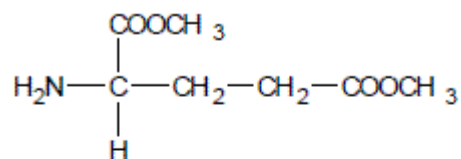
(e) (i)



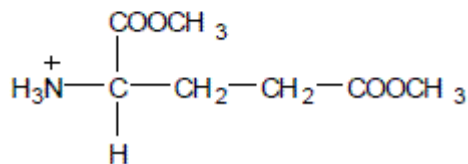
In (e), do not penalise a slip in the number of carbons in the
-CH₂CH₂- chain, but all must be bonded correctly
NB two carboxylate groups
Allow COONa or COO⁻ Na⁺ but not covalent bond to Na
allow NH₂—

1

(ii)



OR



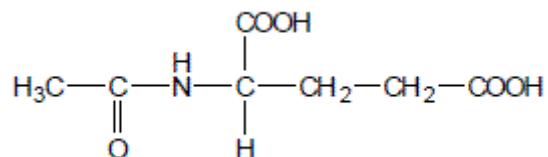
In (e), do not penalise a slip in the number of carbons in the -CH₂CH₂- chain, but all must be bonded correctly

NB two ester groups

allow NH₂- or ⁺NH₃-

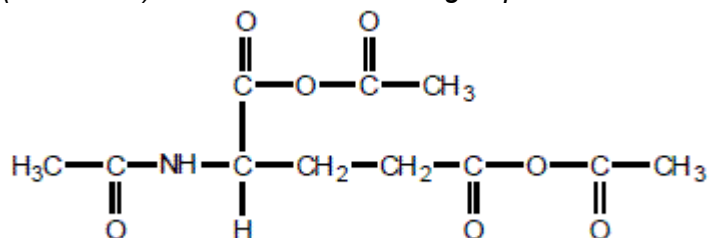
1

(iii)



In 4(e), do not penalise a slip in the number of carbons in the -CH₂CH₂- chain, but all must be bonded correctly

allow anhydride formation on either or both COOH groups (see below) with or without amide group formation



1

(f) **M1** phase or eluent or solvent (or named solvent) is moving or mobile

1

M2 stationary phase or solid or alumina/silica/resin

1

M3 separation depends on balance between solubility or affinity (of compounds) in each phase

OR

different adsorption or retention

OR

(amino acids have) different R_f values

OR

(amino acids) travel at different speeds or take different times

1

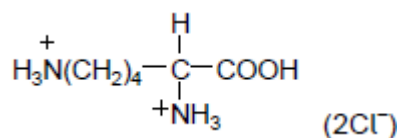
[13]

M4.(a) 2,6-diaminohexanoic acid

Ignore additional , or – or spaces.

1

(b) (i)



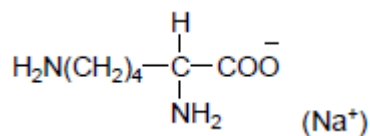
NB both N must be protonated.

Allow $-\text{NH}_3^+$ allow CO_2H Allow $-\text{H}_3\text{N}$.

Penalise $-\text{C}_4\text{H}_8$ – here.

1

(ii)



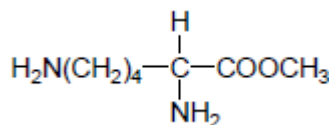
Allow CO_2^- .

Allow $-\text{H}_2\text{N}$.

Allow $-\text{COONa}$ but penalise O–Na bond shown.

1

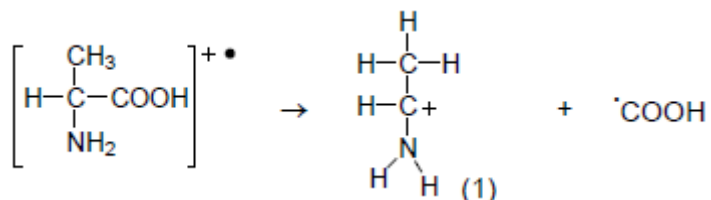
(iii)



Allow CO_2CH_3 .

Allow $-\text{NH}_3^+$ or $-\text{H}_2\text{N}$.

(c)



1 for displayed formula of fragment ion.

1 for molecular ion of alanine AND radical.

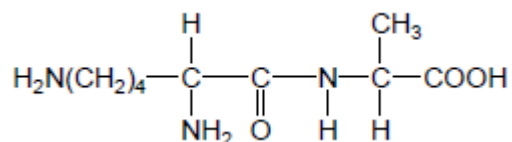
Allow molecular ion without brackets and fragment ion in brackets with outside +.

Allow dot anywhere on radical.

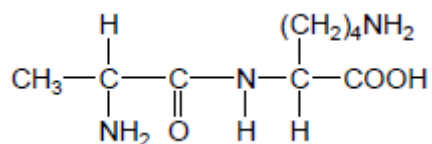
Allow $[\text{C}_3\text{H}_7\text{NO}_2]^+ \bullet$ for molecular ion.

2

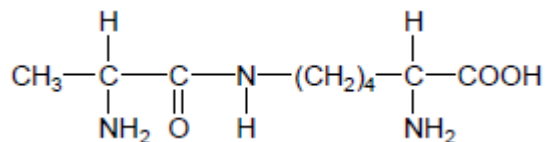
(d)



OR



OR



Dipeptide, not repeating unit /.

Allow CO_2H Allow $-\text{H}_2\text{N}$.

Allow $-\text{CONH}-$.

1

(e) M1 In acid lysine has double positive or more positive charge

1

M2 (Lysine ion) has greater affinity / greater attraction / adheres better / sticks better to polar / stationary phase
M2 only scores after a correct M1.
Ignore greater retention time.

1

[9]

M5.(a) (i) Two rings only around nitrogen or sulfur
Lose this mark if more than 2 atoms are ringed.
Do not allow two atoms at the same end of the ion.

1

(ii) 275.8
Accept this answer only. Do not allow 276

1

(iii) Carboxylate / COO⁻
Allow salt of carboxylic acid or just carboxylic acid.

1

(b) $(32.1 / 102.1) = 31.4\%$
Do not penalise precision but do not allow 1 significant figure.

1

(c) Zineb is mixed with a solvent / water
Max=2 if M1 missed

1

Use of column / paper / TLC
Lose M1 and M2 for GLC

1

Appropriate collection of the ETU fraction
OR Appropriate method of detecting ETU
Allow ETU is an early fraction in a column or collecting a

range of samples over time, lowest retention time / travels furthest on paper or TLC (allow 1 mark for having the longest retention time in GLC).

1

Method of identification of ETU (by comparison with standard using chromatography)

If method completely inappropriate, only M1 is accessible

1

[8]